


Goolawah Gazette

OCTOBER
2022



Goolawah
Co-operative

We're back!

G'day my dearest Goolies and welcome to the new look newsletter edited by yours truly, Mairead. First and foremost, thanks to everyone who contributed to this newsletter. We hope you like what you see and read. It has been a real pleasure to be your newsletter co-ordinator. It has given me a chance to talk to people about all things Goolie and a great opportunity to get creative and colourful. I used Vista Create to produce the newsletter. I am coming to this as a total newbie, so it has been a deep dive into print design with only the occasional son of a hitch. As well as our usual articles and photos, we have evolved to include links to videos, websites and quick surveys all in technicolour, very bling bling!

The next newsletter will be coming your way in January 2023. The news-cycle never ends so please share your content with us - poems, art pieces, photos, articles, tips, recipes, travel reports, events, etc. There will be a feature cover photo for each edition, so get snapping if you want to be on the cover. It is going to be hard to beat this edition's "Here's looking at you kid" cutie, just one of those special moments you get to enjoy living here at Goolawah.

Happy 22nd Birthday Goolawah, We Love You!

Here's a taste of what you will find in this jam-packed edition:

- ♥ A focus on permaculture
- ♥ Dates for your diary
- ♥ Catching up with new members and new builds, more to do
- ♥ Celebration of spring time and birth time
- ♥ Wildlife, wildlife and more wildlife
- ♥ Our values and visions
- ♥ Wonderful poems by our talented resident poets
- ♥ Updates on community projects and issues
- ♥ Digital Goolawah, your road map to navigate the Signal spaghetti junction
- ♥ Your old favourites "The Third Kingdom" and "Out on the Tracks with Jac"
- ♥ Photos galore, some harvested from our Signal pages, thanks guys for your pics
- ♥ Nothing about the rain, we have had quite enough of that thank you
- ♥ No meeting minutes, please go to the member's section of the website for those



Dates for Your Diary

HOTSPOTS WORKSHOP

Managing Fire & Biodiversity
Lunch provided, see flyer on page 14
Wed 16 Nov. 10 am - 2 pm

SPECIAL GENERAL MEETING

CCUs to fund Nevertire Road sealing
Sat 19 Nov. 9am - We're done

VISION CIRCLE #4

Sat 19 Nov. After SGM above

WOMEN'S CIRCLE

Last Sat of the month
Bring afternoon tea to share
Sat 26 Nov. 2 - 4 pm

GENERAL MEETING

Bi-monthly on 2nd Sat of the month, also in a circle
Bring morning tea to share
Sat 10 Dec. 9 am - We're Done

*Even the ants are
getting into G-month*



*(An ironic twist of nature
captured by Daniel)*

New logo anyone?



Introducing New Member Lee Albert

Hello Goolies, I can't believe it's already a year since I became a member and I'm starting to feel quite settled in my new home at No. 57.

After living in Tasmania for 26 years, I was looking for a new home with warmer winters and a long growing season. I'm a mad gardener with a focus on food plants (for me) and natives for food/habitat for the locals.

I work at Bunnings Kempsey as you may already know and in between that and the garden I paint a few pictures.

My aim for the next 5 years is to reduce the number of days working off Goolawah, spend more time gardening and creating and finding ways I can contribute to our community.

Thanks for making me feel welcome.

GOOLAWAH

Extracts from a wonderful poem by
Cindee capturing her first impressions of
Goolawah when herself and Jim arrived.

A sweltering September Saturday, windless and still, white-hot sky,
Crescent mobbed with mobs black and white under sparse unmoving trees,
On plaid blankets and faded beach towels.

Children running, bare-skinned and sticky, screeching loud as birds,
The swing chains squealing, parents warily watching, calling, sipping beer.
The ocean calm, short stiff whitecaps – the creek shallow, full of toys and toddlers.
The adult swimmers dry before back to sit, hot again, sweating.

The dusty road, long and rutted, seemingly endless, as roads always are the first time.
Illa Langi, smaller, more rutted. Dead farm machinery, dried swamp.
Where are we? Goolawah...

Our tent set up, our visit proper begins.
Velvet black night, stars squinting, spraying silver rays,
Grunting koala, kangaroos and wallabies blasé and wandering,
Blind to human blindness.
First morning sun, snake in the shower, ticks picked off my neck.

Then the human beings, from everywhere in the world and other-worldly,
Open and guarded, smiling and suspicious, watching, wondering...
Barefoot, bearded, tools in hand, plain open faces - Fellini-esque.
The hiding hermit, the runaway family, the dreamers, the sea changers,
The singers, the surfers, the earth mothers...
All pledging allegiance to this land.

Their habitats – homes – inventive, some messy, ramshackle,
Un-done on top of un-done, never-ending metallic and wooden piles,
And plants - wild and beautiful growing things, fruitful technicolor,
Life. Earth. Movement. Change.

This odd array of eccentricity and discipline, art and artlessness.
I am fascinated. I am appalled. I am unsure.
But why not? We, too, are odd ones. We, too, are willing.

To be continued.....

Permaculture Zones

By Alby

Zones in permaculture help us organise our space efficiently according to our needs.

Zone 0 is your dwelling where it all begins, other zones being further away from your home.

Zone 1 the plants you use most, like herbs and vegetables.

Zone 2 could be perennials and your favourite fruit plants that need more maintenance. It's a good spot for your compost and worm farm too.

Zone 3 could be the chicken run under established fruit trees and fodder for the chooks. A small orchard maybe.

Zone 4 for me, is my food forest, with different layers such as groundcover from sweet potatoes, grape vines, understorey guavas and canopy pecans. It is the right distance away from the house to harvest fruit. Even though most plants are established, it still takes some maintenance.

Zone 5 is down the back of the block near the dam. Here the bushfood / permie plants are much larger species for example bunya bnyas, blackbeans, ice cream beans and big figs. These plants are down the back because there is a lot more space for them and once they're established, they can almost fend for themselves.

Zone 6 is the bush boundary with a couple of bushfood trees planted under the bush canopy, here there is little to do.

A zone could also include a cash crop, timber plantation or woodlot.

With bushfire being a real threat, my Zone 0 (house) and Zone 1 (herbs/vege), grass is kept to minimum length, herbs are planted around the water tank and the area is kept free of high-risk vegetation. Your zones will vary a lot depending on aspect, soils, windbreak and what kind of 'Permie' garden you want.


Contact me if you'd like 'next level' info. I have 'Permaculture 2' which is a great reference book and of course there's heaps on the web.



"It can be as simple or complicated as you like."

Bill Mollison

Co-founder of Permaculture



*We walk out
Into a green wash of a maze
Stumble across a painted tree
Upon the hidden token,
The gaze lands on a tapestry*

*It's a treasure hunt
Pick, snap, pluck and dig
Pry apart the tumbling curtain
Taste the blossom, the leaf, the twig*

*Come by
The lotus-lily pool with me
We'll dream the now and of our
beloved's forever
breathe just as the forest breathes
Drink up life's serenity*

Poem & Thoughts on Permaculture By Sam Sam

Goolawah has been a wonderful introduction to permaculture and I enjoyed my permie conversations with neighbours so much that I decided to do a permaculture course. There was two aspects I took home. One was the facilitator's emphasis to move away from self-sufficiency or self-reliance. "It should be about community sufficiency" and I felt this echoed sentiments at Goolawah. The other bit is actually about my homework. The facilitator imparted "you need a vision statement. You can do a site specific design but without a vision it can't be vision specific". He then asked us all to write a vision statement which comes from the heart and the importance of this resonated with me.

PERMACULTURE PRINCIPLES



“Permaculture is a creative design process based on whole-systems thinking informed by ethics and design principles. This approach guides us to mimic the patterns and relationships we can find in nature and can be applied to all aspects of human habitation, from agriculture to ecological building, from appropriate technology to education and even economics.

David Holmgren
Co-Founder of Permaculture

Permaculture is a philosophy of working with, rather than against nature; of protracted and thoughtful observation rather than protracted and thoughtless labour; and of looking at plants and animals in all their functions, rather than treating any area as a single product system”.

Bill Mollison
Co-Founder of Permaculture



G

DESIGNS

The Fig Tree Cabin

There sure are some busy builder bees at Goolawah. Newsletters were always a great chance to marvel at the latest creations and we have a lot of catching up to do. For this edition, it is my pleasure to bring you "The Fig Tree Cabin", a studio situated at the lower end of Mark & Lexie's site, named after the many fig trees in their garden. It is a cool breezy space, shaded by a giant tallow wood tree. *(Tip for newbie builders: Studio is a great descriptor for those pesky Council DA applications we all need to keep on top of).*



They chose a leisurely build time of 4 years and it literally turned into a "Labour of Love". Stay tuned, its gonna get gooey ❤️. It was certainly very leisurely when compared to the record 5-week build time to get their house to lock up stage; driven by torrential rain, a leaking tent and swarms of mossies, followed by fires, as can only happen in Oz.


The idea was to have a space where they could appreciate the garden from. It definitely achieves that, with wonderful views of the garden, which has matured over the years thanks to lots of thoughtful planting by Mark and Lexie. They also wanted to have somewhere to have friends and guests over; separate from their private home space. The fig tree cabin has proven to be a wonderful space for Sunday morning yoga/brekkie sessions. It passed the OM acoustic test with cosmic colours!



Like many Goolies, they used plenty of second hand, recycled and upcycled materials, which have been lovingly and cleverly incorporated into the build. Tender centres and the industrial section of Willing & Able are their recommended go-to places. They found and were gifted some great feature pieces: from the light fitting; to a beautiful etched glass bathroom door; to the repainted kitchen in Mark & Lexie's signature blue colour; not to mention the golden fridge, which gets my "WOW Vote" for the best fridge in all of G-land, maybe even in the world! I lost the run of myself when I first saw it. Why had no one thought of doing this before I wailed, why did I not think of doing it, I railed. I challenge you to bring us a more impressive fridge.

It's up-cycling at its best. Transforming a drab old white fridge, made in their boring billions, into one-of-a-kind gangsta worthy jewel in the crown. All for a few bucks and some free staff advice at Bunnings. Followed up with time, care, and creativity being invested in it. I cast my eagle eye over the paint job, and I can tell you it is flawless. Mark's spray painting tips are a steady hand and plenty of coats. Also note matching drawer handles, sminky!

I ask about their favourite part of the build. For Mark, it was incorporating the interior wood features. For Lexie, it was the process of working with Mark to make it happen. Seeing the aesthetics in her mind and knowing what she wanted. Then Mark turning those visions into reality, manifesting her dreams and desires. They describe it as coming together as Ying & Yang to make a beautiful creation ❤️. As their deep sharing brings a tear to my eye, I notice the colour of their clothes. Have another look at the pics on the last page and you will see what I mean. Well done guys on being a great combo and creating a wonderful calming, bright airy space.



Take a WALK on the WILD Side

I'm very passionate about the wonderful wild things we have at Goolawah, so I'm delighted to showcase them here. This edition features some great wildlife photography from our members as well as a wonderful article by Denise on bowerbirds. Spring has certainly sprung & the animals with it.

It has been a busy quarter with sick and injured wildlife. An unfortunate outbreak of lumpy jaw resulted in a mother and her joey kangaroo being euthanased. Thankfully this seems to have resolved itself. Please do not feed our wildlife as it changes their natural feeding behaviour and animals congregating in the one place increases the risk of disease.



Ace photo of bananas being guarded at James & Alicia's against the marauding hoards

Two good news stories are Maggie, a tiny furless joey we found lying on the ground one cold morning after she was ejected from her mother's pouch and could not get back in. After warming her up a bit, we took her to Pia, our local FAWNA wildlife carer and she is doing well in FAWNA's care.

Pia also brought Mr Lucky back from the brink, hence his name. This plucky plover had a massive tick on his neck that immobilised him on Sam and Andrew's block. Within 24 hours of him being out of action, a new plover pair boldly moved into his turf and kicked Mrs Lucky out. It's a tough gig.

Pia held an informative and well attended workshop on how to care for and protect our wildlife. Key messages from the workshop are on the website. Please take time to read them so we can remain mindful of the consequences of our choices and actions on our wildlife.




Pia & Mr Lucky

If you find an animal in need of help, please call **FAWNA** for advice without delay:

02 6581 4141 (24 hours)



Our Wildlife in Pics & Vids



Those macadamias look tasty



Dan's Building Inspector - pure chill!



Going Out on a Limb



VIDEO

Porn **hop**

Love is in the Air



Diamonds are Forever



Let The Bower Off Begin

Below are examples of bowers built at Goolawah by our
Satin Bowerbirds (*Ptilonorhynchus Violaceus*).

If you got a better one at your place we want to know about it.

**A mature bower
@ Justine & Steve**



**Appeared at our
place this year**



**Bower in progress
@ Denise & Dennis**



**A prize blue lego block,
current location unknown,
coming to a bower near you**



Denise has been carefully observing the bower birds living in her garden:

Mr Satin recently built a highly decorated bower in our garden next to the chicken coop. He decorated it with bright blue coloured objects; clothes pegs, bottle tops, plastics, a sea shell and macadamia nuts. He uses a mixture of chewed vegetable matter and saliva to paint the walls of the bower.

He carefully protects and maintains the bower throughout the year. He is always on the look out for that special something to take his bower to the next level.

His bower has attracted many females to our garden. When a female arrives, he starts his strutting and bowing, making buzzing and rattling sounds. If the female is impressed she moves into the bower avenue for mating and then leaves to perform the nesting duties on her own, while Mr Satin readies himself for courting more prospective females.

Satin Bowerbirds feed mostly on fruits throughout the year. During summer their diet is supplemented with a large number of insects, while leaves are often eaten during the winter months. Our veggie gardens are now fully netted so we can get to eat some greens too. They also love lemon peels and can peel a lemon leaving the fruit fully intact on the tree.

*MR SATIN
Bower Builder Extraordinaire
Blue is my favourite colour*



Mrs Satin makes a loose nest of sticks in a tree or bush, up to 35 meters above the ground. She lays 1-3 eggs in the nest and raises the young by herself.

*MRS SATIN
Keen Eye for Detail
with High Standards
I'm a Busy Single Mom*



We also have the stunning regent bower bird in our area. Keep an eye out for a yellow flash of colour on the verges of Maria River. It is only the male who has this bright colouring.



Out on the Tracks with Jac

It's been 4 years since we began building our place and in that time a lot has changed. Ours was a blank site with two trees when we bought in. Now a house, a shack, and a little shed stand tall, with native hedges providing a tad of privacy. Much has changed for all of us, particularly our 1600 acres of bush.

When I first headed out on Rhonda (the Honda) all those years back, I was shocked to see how drought stricken everything was. The trees were like skeletons, the ground was hard as rock, the swamps were cracking up, and the roos were desperately trying to find grass. Now two La Nina's and several floods later, things couldn't be more different. It appears change is the only constant in life; except constancy itself!

I feel blessed to have been bunkered down here during the pandemic. What an opportunity it was to be able to pop out and discover an assortment of orchids, witness the great winter avian spectacle when the Swamp Mahoganies flowered, or watch the land soak up all the water over time. Goolawah is now a lush oasis and occasional island. Quite a relief, though getting through the tracks is not as easy as it was.

Over the last few months, Macleay Landcare Network (MLN) have installed more homes for our furry and feathered friends, as the previous nest boxes and hollows installed are having high occupation rates. I caught up with locals Bernard and Tiffany who were just finishing up boring a hole into a 50-year-old Blackbutt eucalypt. Hard yakka indeed. Apparently even at that age it's a big job. As a general rule, trees need to be around 80-100 years old to provide a home. Unfortunately, we have very few of that age here, making this project all the more worthwhile. The hollows and boxes installed on Red Hill are hoped to house lorikeets, feather tailed gliders and phascogales.

As a result of the many Koala sightings recorded by the community (keep them coming), we have been able to attract funding to help restore and preserve their habitat. Working with MLN, a weed program focusing on Camphor Laurels and Lantana began in August. Great progress has already been made down near the North Gate and Secret Paddock. This week we had a drone survey over nearby swamps to discover other areas we need to work on. I'll let you know the results once the map has been stitched together.

Another Landcare project is on the way, 'HotSpots', which will focus on fire to help reduce fuel loads, improve diversity in our ecosystems, discover different methods to burn and connect us with the broader community. We have an information session coming that will have lots of guest in attendance, see the following page for details.

Hotspots Workshop Wednesday 16th November



Managing fire on your property and across the landscape

The Hotspots Fire Project enables landholders and public land managers to work together to reduce bush fire risk across the landscape, whilst maintaining and improving biodiversity and protecting Cultural Heritage.

FREE Hotspots Information Session

Discuss risk management, fire ecology, recovery and regeneration
Understand how your neighbours and other land management agencies manage fire
Receive a large aerial photo of your property to develop your own Fire Management Plan
Participate in field-based exercises and observe a demonstration burn

When: 16/11/22 10am - 2pm Lunch Provided

Where: Meeting at the Camp Kitchen, 200 Illa Langi Road, Goolawah Cooperative

Jamie Bertram, NSW Rural Fire Service on 0408 839 523

For more information on Hotspots visit: www.hotspotsfireproject.org.au

Please contact Jac (0488 444 253 via Signal) if you wish to attend, so lunch can be prepared accordingly

SHARE FOR SALE

Sue Loudon, Site #66 in the Bowl. \$150,000.

Email: sueloudon@gmail.com. Text Only: 0418 291620 (doesn't answer calls from unknown numbers)

Quiet, private, north facing lot. Small cabin, fully insulated, 240v wiring, solar, gas hot water, grey water system, approved as dwelling with occupation certificate. Large covered outdoor area.

Van for storage. Share in ride on mower. Dam on site.

Women's Circle

Goolawah's Women's Circle is a nurturing, fun, inclusive space where women come together to connect, share, laugh and enjoy themselves on the last Saturday afternoon of each month. We usually gather in a circle first to talk, then move onto an activity, followed by sharing afternoon tea and a gift box that we all contribute to. Activities can happen as part of the circle or at other times as preferred. Activities so far included clothes swap, workshops and making a mandala. Future activities planned include a garden tour, ladies night out, stuff swap, arts and crafts.


Anyone who identifies as a woman and has a connection to Goolawah is welcome. If you'd like to join us, speak to any of the women in the circle and we will hook you up to the "WomenTree" Signal group (of course we have a Signal group) and the circle of womanhood at Goolawah.

Nature Mandala Celebrating Spring

Click/touch on the image below to view a photo montage of the making of the mandala, put together by Denise



Christina brought an idea to make a nature mandala in celebration of Spring to the circle. In preparation for it, women went through their homes, gardens and out into the wonderful bush to look for items to add to the mandala. They found and brought all types of nature's gifts from seeds, flowers, fruits, wood, leaves, plants to shells and even fossils.



Where to begin



Raw materials

It was a new experience for many. All walked away with a deeper appreciation of nature, of sharing a creative space together and of womanhood. It was hard to walk away from such a beautiful creation, but impermanence was the intention. We enjoyed it so much we got to talking about doing another one, maybe to celebrate each season. It is also a great activity to do with the kids.



Taking Shape



Bearded Orchid
by Sam Sam




We Love *Flowers*



Pink Finger Caladenia
Orchids, Denise



Green Hooded Orchids
by Denise



The ^{4th} Third Kingdom

By James & Lilyana

Fungi Forays

Liliy loves mushrooms. It's not surprising really, ever since she was born, I've been taking her out into the forest and invariably stopping to inspect some interesting Fungi. She now mimics most of my mushrooming habits. The routine starts with a "Papa! Look mushrooms!" Or a quieter more engaging "oooh loook mushrooms". She then bends down and gently plucks the mushroom by the stem (before I can reach the ground to stop her), turns it over to inspect the delicate underside and whispers, "oooh pretty patterns" and then proceeds to hold it up to her nose for a sniff. By this stage Alicia is often on edge and asking if that is safe. Is that a poisonous one? Sometimes they are a poisonous one, that I know. Sometimes it's one of the few edible species around here, so those go into my hat and we look for more, but most of the time, unless I have a field guide with me, I'm not sure.



A microcosm on a wallaby scat
(Lily's finger behind)
Probably *Deconica Coprophila*

This has created an interesting parenting quandary. I'm not about to stop looking at fungi and kids do as you do, not as you say, so no amount of saying "Lily don't touch" seems very effective. Besides, I actually want Lilyana to be out in nature and curiously exploring, rather than afraid of all the "poisonous" or "dangerous" things out there. So we have found a middle ground. Lily can pick the mushrooms but I always remind her that mushrooms need to be cooked before eating. So far this works and all I have to contend with is a handful of inedible fungi and Lily happily insisting "take it home and cook it".

DIGITAL GOOLAWAH

Signal is the new kid on the block since the last newsletter and it has become a communication powerhouse in our little Gubble. The old SMS phone tree got replaced in an instant. It's hard to believe that our one little phone tree has now morphed into the Signal super highway we have today.

Signal is now so ubiquitous that I wondered if it made the newsletter obsolete given the amount of photos and news now available to us daily. Then someone reminded me that the newsletter provides a permanent record and can be seen beyond each group's individual membership. However, I felt no newsletter would be complete without an acknowledgement of the growing role of digital media in our community and a list of the Goolawah digital services available to us.

Signal Tips

- 😊 If there are any issues contact the group's admin(s)
- 😊 Read the group description and guidelines
- 😊 Once Signal is set up on your phone, you can download it to your other devices like your tablet and computer (Jim's mind is still blown by this)
- 😊 If you are getting too many notifications, mute groups for a quieter life
- 😊 Choose the best group for your message
- 😊 Consider the limitations of Signal to sort out complex and emotional issues
- 😊 You have 4 hours to delete a message from a group if you change your mind about it
- 😊 You can't see what happened in a group before you joined
- 😊 The success of groups rely on its members & admins. People leave or ignore groups that are not working well. Google "group chat etiquette" & follow these principles of good digital communication

Signal can be challenging if technology is not your thing; reach to someone if you need help or guidance in how to work it out and we will try to be patient and compassionate as you learn the Signal ropes.

Here are 12 Signal groups with open membership, listed in order of popularity. Click/touch on the group photo/avatar to see the group's joining link. Don't you just love Signal group avatars, or maybe that's just me. If there is a group I missed let me know.



1. GOOLAWH PHONE TREE - 81 Members. Admins: AI, Dan, Clint

Goolawah's biggest and busiest signal group. It is important to read and follow group rules as explained in the group description. NB: Reply directly to the person who posted the message rather than to the whole group. It is not a chat/discussion group. Reacting to messages with emojis are welcome. Messages disappear after 4 weeks, just as well, or we would have no phone storage left.



2. Goolawah Chat - 52 members. Admins: as above

A place for Goolies to have a virtual chat and chew the cud. Respectful debates welcome on a myriad of topics of interest to Goolies. It is also a forum to ask questions and get support about the main phone tree group.




3. Gardening & Food Co-op - 46 Members. Admins: Crow & Mairead

A long established and large signal group representing the important place growing our own food has at Goolawah. This group is not as active as I thought it would be given the number of gardeners at Goolawah and the wealth of our gardening knowledge. So get posting people, let us know what food you are growing, gardening tips, dilemmas and questions.



4. Goolawah Flora & Fauna - 44 Members. Admin: Al

A place for Goolie nature lovers to hangout with a focus on appreciating and protecting native flora and fauna, one of our core values and founding principles. Members regularly post photos & videos of our wild things as they endlessly delight and entertain us as well as occasionally frighten and disturb us. Then there is the serious business of scat ID. Yes, that is our legendary black panther as the group's avatar, good one Al.



5. Goolawah Marketplace - Buy Swap Sell - 44 members. Admin: Al

A relatively new kid on the block and growing fast, watch out Facebook they are coming for you. Here you can list any goods or produce that you want to get hold of or you want to part with. A chance to recycle, upcycle and support Goolies selling their wares. Our very own opp shop.



6. Womentree - 29 Members. Admin: Justine

A place for the womanhood of Goolawah to chat, share and support each other. Forum to organise Goolawah's monthly women's circle. Beautiful group avatar too.



7. Recommended Services Directory - 27 Members. Admin: Mairead

Another newbie, set up by yours truly as a dedicated space to ask about and recommend services both on and off Goolawah be it a dentist, doctor, plumber. A surprisingly quiet group so far, but it is there if you need info on a service.



8. Seed Saving & Sharing Group - 22 Members. Admin: Justine

A place to swap and share seeds / seedlings. Aims to organise group seed swaps on a seasonal basis.



9. Goolawah Co-op Postal Service - 22 Members. Admin: Al

If you need someone to collect mail from the PO in Crescent, this is your group, then you return the favour in due course. As Newman from Seinfeld says: "When you control the mail you control information".



10. Art of Goolawah - 17 Members. Admin: (My) Daniel

If you're feeling arty, join the party and enjoy the quirky like a bush turkey. A place to share your art and also to appreciate other's art at Goolawah. It aims to promote art at Goolawah, another one of our founding principles.



11. Goolie Wordlers - 13 members. Admin: Al

A dedicated group of competitive wordlers who post their scores, most on a daily basis. They take their Wordles seriously, so no spoilers or hints allowed. Emoticons and GIFs welcome, particularly accolades for the winners and sympathy for the dreaded blackout. Who will be the winner is the question on everyone's mind - will it be me or will I be trumped by a late entry? Watch out for those GOATs.



12. SurfGoolies - 13 Members. Admin: You guessed it, Al, with another great avatar

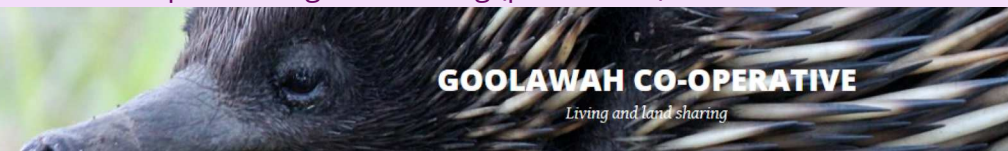
This is the secret spot where our surfers hang ten, post local surf reports, ask about conditions, share photos, gloat about their wave of the day and discuss all things surf related. Marty and Al get the vote for top frothers, while others amongst us wait for that perfect day and content ourselves with mind surfing.

Goolawah Member's Facebook Page
Admins: Dan, Tarik & Andrew
Private group with 72 members

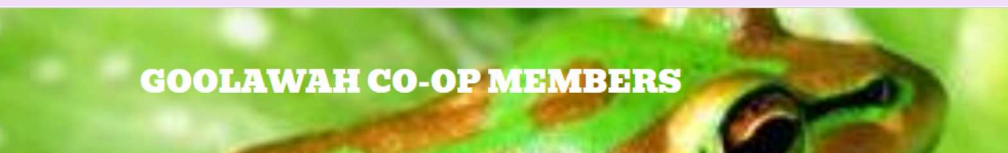


Originally a Buy Swap Sell group for members, now incorporates a community discussion forum as well. Alive and kicking since 2015; we will see if Signal lasts that long. There's a couple of strange heads on there, one in particular, see if you can find our incognito member, it's quite the disguise!

Goolawah's Website. Admin: Peter O
<https://www.goolawah.org> (public area)



<https://www.goolawahmembers.com> (members only area)



FOLLOW BLOG VIA EMAIL

Enter your email address to follow this blog and receive notifications of new posts by email.

Follow

Join 65 other followers

Last but by no means least, is Goolawah's website, the original supplier of digitalised info to us. We had a website from the beginning but it faded out of favour for a while before being set up anew in 2011 by Sue Loudon. Later Peter O Hara took over responsibility for its continued admin and development. The password protected member's area is a repository of knowledge for Goolawah members, including our meeting agendas and minutes, treasury reports, policies, rules, etc, etc. You can receive an email whenever a new item is posted by entering your email in the "Follow Blog By Email" box (see above for what to look out for). Contact Peter if you need help with access. The public area is Goolawah's "shopfront" to the world, and to prospective members in particular. The public website address is a good one to give out to anyone you meet who is curious about us.

A big shout out to our digital team who make and keep all these digital services operating for us to enjoy. Digital Goolawah has taken up a firm place in our hearts but will never replace our in-person chats, get togethers or a good old phone call (also available via Signal for free) to connect with people or iron out those more complex issues.

Thanks Men's Shed for everything that you do

The Young Ones Catching their Breath after some Hard Yakka

Larry, our Octogenarian, showing the young ones how its done

PERSPECTIVES ON VISION CIRCLES

A First for Goolawah

Leah

The Vision for the Vision Circle

Having observed Goolawah since it began, I thought it was important to revisit our core values and principles so we can continue moving forward in a positive and inclusive way. Our GM's are a place to do business and are often quite busy and time pressed. The vision circle is a different space, one where we can take time to slow down, listen and talk to one another about our visions for Goolawah as well as using it as a place where members can work on coming to amicable agreements on controversial or sensitive topics.

The idea of going back to the talking circle that we used in the old days seemed like a good way to move forward with this. A talking circle offers a space where all members are welcome to come and speak their truth, voice their opinions on matters and talk about their dreams and goals for the future of Goolawah. When people sit in a circle and pass a 'talking stick' around. It allows everyone the chance to speak in a more casual setting while at the same time offering the opportunity to really listen to others. With listening comes compassion, understanding and maybe the ability to reach a compromise on a debated topic. By allowing free expression in the space of a circle, people are empowered to find their voice and to feel heard and supported by others.

The First Ever Vision Circle at Goolawah

After some encouragement from other members to set a date and actually make it happen, we came together in a group of 40 or more people on Sunday the 7th August and sat in a circle at the camp kitchen. As I forgot to bring a talking stick, Chris kindly found a rather suspect specimen in the kitchen, which we passed around as we spoke. We spoke about what we loved about living at Goolawah, what we didn't like and would like to see improved and our dreams for the future.

Daniel

Round 2 - My First Vision Circle

I was one of a large group who took to the great outdoors to soak up the sun on a July morning. It was a wonderful vision to see our community sitting in a circle discussing what we want for this place we call home. Some people wish to sculpt it into something beautiful that suits their emerging needs and desires while others show appreciation for the identity of Goolawah as we currently recognise it. Some felt a need to title the objectives of the coop while others convey gratitude for the spirit of this land and how it holds us in the caring caress of nature. Listening to others and having the chat was more powerful for me than anything that was agreed or not agreed. The magic for me is enjoying each other in the beautiful surroundings that bestow a powerful spiritual peace on us.

Mairead

Three's a Charm - My First Time Facilitating A Vision Circle

A more intimate gathering of 13 Goolies came together to focus on what we had learned from past visioning exercises and how other communities explained their visions and guiding principles on their websites. We explored the purpose and the terminology of visioning. We discussed implicit visions based on common understandings versus explicit visions that are recorded in word or image format. I was not expecting to facilitate the circle but was volunteered into it. The talking stick, this time a roll of ridiculously shiny film proved invaluable, as we continued to learn how to take turns and to listen to each other. Information on what was discussed at the circle is on the website. We agreed to hold the next circle on a Saturday in November to give people the chance to attend who might have commitments on a Sunday. It will be held on Sat 19th November after the Special GM.



Update from
Ishbel, written in the
sweltering humidity of Indonesia,
there's dedication to the cause.

As the Boomerang Garden concept becomes a reality, so too does the drive to embellish it with artistic and creative additions.

The original idea was to create a wildlife corridor from the post box to Dennis and Denise's corner. However this was deemed too onerous a task to undertake in one sitting. So we started at one end.

The corner at the post box of Red Hill has been a meeting point for a long time and as the entrance to Red Hill and "residential" Goolawah, it seemed like a good place to start and aside from a few plant casualties, it has been a worthy project.

Thanks again to all the Goolies and non Goolies who participated in the prep and planting of the garden. It's gonna be fab!

A little stall has now popped up by the garden. Aliya and myself planned it out and over several months a pretty groovy little stall has been put together using upcycled materials donated by Aliya and myself, James, Clint and Christina. All in all it has been a great neighbourhood and community effort with lots of help from Jay, James, Ben, Ralph V, Aaron, Bjorn and Lilyana (apologies if I left anyone off this list).

**Click Here
to Enter the
"Name the Stall"
Comp**

We are seeking a name for the stall. Winners get to make the sign. Click/touch on the left to cast your vote or to make a suggestion. Suggestions so far are:

- ⊗ Goolworths
- ⊗ Boomerang Bonanza
- ⊗ The Bus Stop Stall (someone's thinking ahead)
- ⊗ Thoughtful Food Stop
- ⊗ GAPS - Goolawah Artisan Produce Stall
- ⊗ Foodilicious Stopolicious
- ⊗ The Corner Store

By mid-November the stall will be finished off with shelving and cupboards and it will be finally ready for action! So get your produce, pickles and artisan items ready to buy, sell or giveaway. The stall will be for everyone in Goolawah to use.

The stall is just one of many projects we envisage for the Boomerang Garden. If you would like to lead or get involved with any of the following please let us know:

- ▶ Arbour/ entrance signage
- ▶ Mail box and community notice board update
- ▶ Mosaic chess board at the sunset spot
- ▶ Benches and seats throughout for watching games on the oval or birds flying by
- ▶ Replantings and weeding



Funding the Sealing of Nevertire Road



Since finalising our DA road conditions with the Land & Environment Court, we have been researching and discussing the best way to raise the rest of the funds needed to seal Nevertire by the 5 year deadline mandated by the Court. This represents the single biggest infrastructure project the cooperative has ever undertaken. There is excellent summary information in the minutes of the October GM where the community voted in principle to pursue Co-operative Capital Units (CCUs) to raise more funds. We also voted to release the funds already collected to complete sealing of the residential area of Nevertire; next steps are to get a more accurate costing and seeking quotes from road contractors. It was a historic moment, when after almost 10 years of fighting the good fight with Council and saving up, we finally voted as a community to fund sealing Nevertire.

There is a Special General Meeting on the 19th of November to vote on the terms of issue for the CCUs and other paperwork to be submitted to the Department of Fair Trading. Please take some time in advance of the meeting to read what is published on the website and to get abreast of the nitty gritty of the CCUs option so you can make informed decisions at the meeting.

The finance committee have been working tirelessly to get up to speed on the CCUs process and to get the required paperwork ready with the aim of starting to levy members for the CCUs in January 2023. It's not a glamorous job, but it is an essential one to make CCUs a reality, if that is what the community ultimately chooses to go with. We are lucky to have people who are willing to spend hours pouring over rules and legislation and agonising over every word to ensure it is correct across multiple pages of multiple documents. Cheers Denise, Peter O and Wayne.

Once approved by the community and the Department of Fair Trading, it is then over to us as members to do our part and pay the levies as agreed so we can meet the terms laid down by the court. When its done, we get to drive a sealed road (hopefully all the way to Port and Kempsey by then) and of course never have to pay for maintaining Nevertire again, an impressive legacy to leave for future generations of Goolawah. There is pain in the short term, but in the long term there will be savings for the community in road budgets, safety, car maintenance and putting photos like below behind us. Also the CCUs option means you get back your money if you sell your share(s).

Lost & Found

Anyone missing their exhaust system, yikes!

Seed Savers Spring Meet



The Birthday Couple

James and Alicia's birthdays are only a few weeks apart and they have a sweet tradition of organising a party for each other.

This year James birthday'd at home with a roaring fire, a curry & chocolate themed banquet and an impressive sunset with clouds that made Red Hill look like the center of the universe for just a moment. Alicia's birthday gave people a reason to down tools and go to the beach on a fine Spring day to share in fun and frolics at the sea side. Some surfed, some swam, some walked, some played, everyone ate, what a picnic feast!



Bindis (burweed) are an unwelcome guest at any picnic and are always trying to get a foothold at Goolwah. It's coming into seed at the moment, which makes it a great time to spot it and pull it out before the seed hardens and disperses. As with any invasive weed, it only gets worse the longer you leave it. They are most likely to start where you park and walk from your car. When you think you have them all, do the barefoot test to find the ones you missed.

I could keep going, but I think you have enough composting toilet reading material to keep you going for a while, so I'm going to stop here. I hope the newsletter made you smile at least once. The next edition will have the full low down on our epic G-month events and Christmas to look forward to.

If you have any feedback on the newsletter (e.g. you liked it, your favourite part, what you want more of) click/touch on Bugs Bunny to share your thoughts. Otherwise, talk to me or email: gooliegazette@gmail.com.



Disclaimer:

Any strange phrases are most likely from dance music songs or Irish sayings, if in doubt Google it. Any photo that bears a resemblance to a member is unintentional unless they are actually a member. All credit to photos from members, thank you for sharing in the spirit that the newsletter is of Goolawah for Goolawah. Copyright may apply to photos. We have made every effort to be informative and accurate, but we cannot guarantee everything is. Don't take our word for it and don't do anything we say to do. We accept no responsibility or liability for anything what-so-ever arising from this newsletter. The newsletter is designed for viewing in PDF A4 format only.