

Goolawah CO OP Goolablah

Journal of Goolawah Co-operative Limited

September 2025

Solstice Burning Figure brings renewal



© Ben Adams



© Tanja

June's celebrations included a magnificent burning sculpture - a project taken on by Helen and her daughter Mia, who are currently in the midst of the membership process.

A shout out to Mark and Fern Green who offered a lot of input to her creation and then the Green family and Ben who assisted with her rise to glory being erected...

She was a spectacular display when lit later in the evening after a yummy feast of curries!

Calendar

Please check our website and phone tree for updates.

September

- 6th Working Bee
- 20th Community Dinner / Favourite Childhood Food
- 27th Band Night

October

- 4th Working Bee
- 11th General Meeting
- 18th Community Dinner

November

- 1st Working Bee
- 15th Community Dinner
- 30th Market Day - Narelle

From the Editor

Mud...wet...damp...dank. Drip... drip.... drip.... oh my gosh and then that constant, relentless pounding of rain..... day after day after day. 645mm of rainfall to be precise! What a monumental downpour we saw in mid May, resulting in 11 days of the Community being flooded in - tricky to navigate for some, whereas others relished on just being home!

It was a wonderful thing to behold Community spirit and generosity for food sharing, social gathering and helping a mate out in need. And then there was all the magical photos - of the beautiful but eerie reflections on water and the drone footage of surrounding district that proved how solid our Community Island is (thank you Tarrik).


And just when you thought things were settling a bit - in comes the cowboys - including our own local hero Jason Forinton and his daughter..... herding neighbours cows from one side of the Community to the other!!!

It was unfortunate not all of the herd made it, a relief for those that did.....

And our beloved and precious road held up through the whole ordeal - PHEW bringing us to NOW where we officially have hand over to the Kempsey Council for full maintenance responsibility of Stage 2 of Nevertire Rd.

Thank you to all who kept us vigilantly updated during this time and to Craig for his correspondence with Jason and the Cowboys!

Tanja Awen Tree-Fern



© James

Happy First Birthday to Selkie



Happy First Birthday to Archie

Gerard's Tiny Home

What is it about tiny homes that captures the imagination?! Whatever it is, when this intrepid reporter heard on the Goolawah Grapevine that Gerard was building a tiny home at his place, she hightailed it over there as fast as her legs could carry her, for a cup of tea and chat to find out more!

What inspired you to build your tiny home?

Funnily enough, I had a couple of left over French doors from building the house and really wanted to do something interesting with them. The idea of the tiny home came about because the main house is an open plan design and it was never really designed to have guests. We've had a few people stay, and with everyone having their own timing and routines, I really wanted to create a separate space for guests when they are here, so that we're all a bit more comfortable.

When did you start working on your tiny home?

I've looked at lots of different designs on Pinterest over the years and have given it a lot of thought. A few months ago I finally drew up some plans and got a price on a steel frame, but then decided to build the frame myself in timber. I've been working on it for about six weeks after eventually finding a caravan base on Marketplace. Once I had that, I was pretty much into it.



© Gerard

It's interesting how you're putting the bedroom on the ground floor and the living area upstairs, whereas often-times they are the other way around.

What made you decide to do that?

Having looked at various designs online, many feature loft bedrooms, obviously to make better use of the space. Great idea, but thinking that getting a bit older myself and having guests stay, it's a little bit awkward and possibly even dangerous to be negotiating stairs in the middle of the night just to go to the toilet. So we decided to go the other way and just have a bit of a crawl space with the bed underneath, and then have a nice sitting area upstairs where you can sit down and read and hang out. Potentially it's also an extra space to throw a camping mattress for a third person if required.

That's the beauty when you design it yourself, it can be exactly as you like.

Will kitchen and bathroom facilities also be included?

Typically people have toilets, showers and kitchenettes in their tiny homes but all that takes up a lot of the space. I'm going to add a 2m or 3m deck to the outside of the tiny home, with a simple gas burner and a sink for guests to make cuppas and things, and they will be able to use our existing toilet and bathroom facilities.



© Narelle



© Gerard

Great space-saving ideas, especially when every centimetre of space counts. Speaking of measurements, what are the dimensions of your tiny home?

It's 2.4m wide, by a bit over 5m long, and with nice tall ceilings that are about 2.7m high. The goal was to meet legal dimensions so that theoretically it could be registered and towed, and therefore be classed as a mobile home. I have no intention to tow it, but it could easily be put on the back of a truck without the need for special permits and pilot vehicles.



© Gerard

I see you've gone with a pitched roof. Will there be skylights up there as well?

Hopefully not required. We've got a total of six windows, plus there will be double glass doors at the entrance. I will also be adding a round feature window - a bit of a porthole - which I'm going to put up in the loft. It will be on the north side, so there will be plenty of light coming in. It was going to cost nearly \$900 to get a round window made, but I found a round glass coffee table for \$70 which is perfect for the job. It is going to be difficult framing this up, but I'll be learning a few new things by doing it.

That sounds like a great bargain, a bit of creative problem-solving, plus you'll be learning new skills as you go. Is there anything else you would like to add?

I know James has been building tiny homes for quite a few years and collaborating with other people, so he's probably got a lot more to say on the subject. Philosophically tiny homes present an opportunity to explore our relationship with space, how much space do we actually need, how comfortable are we sharing that space with others, and how much stuff do we need in our lives? There are some deeper aspects to the popularity of tiny homes, but for me it's very much about practicality as well the cuteness of a tiny home. It's about making the most of every bit of space and giving it purpose.

Thanks so much, Gerard. Seeing how quickly the tiny home is progressing, I think by the next newsletter, we'll be highlighting the finished product - and I can't wait!

Narelle



All Stitched Up

The Stitched Up Collective gathering in May was a bigger than usual turn up given we were flooded in! It was a fun and very social gathering - working on individual projects with lots of expertise on deck!

Bee Association

Hello everyone,

By now you would have heard that the Mid North Coast branch of the ANBA (Australian Native Bee Association) has ceased. Shortly after the ANBA formed in 2019, I started the Mid North Coast branch with much help from Tim Heard particularly and interested native bee enthusiasts here. Our meetings were vigorous, sometime attracting more than 40 people. Last year, it was with much sadness that I stepped down as President of our group due to moving out of the district and work commitments.

But the purpose of my email is to thank you all so much for your generous support, interest in our native bees and being part of our group. We had some wonderful times especially at field days, like Nabitac Farmers Markets, The Lost Plot and Lake Cathie Community Garden, as well as our morning teas and meetings.

I hope your interest in native bees continues and recommend, even urge, you to only use the following websites as authoritative, informative and trusted resources.

You can also contact me, Rose, on mobile: 0422 639 336 if you have any questions.



INFORMATIVE WEBSITES

Dr Ann Dollin – entomologist – scientifically and informatively correct information.

www.aussiebee.com.au

Ian Driver – experienced and informatively correct information

www.agreensoul.com.au

Steve Flavel – most explanatory and correct information about native bees and hives

www.nativebeehives.com

www.hivecraft.com.au

Dr Tim Heard – entomologist – scientifically and informatively correct information

www.sugarbag.net

Australian Native Stingless Bees

Diane Norris

Mobile: 0422 639 336

Email: diane.beewild@gmail.com

Web: beewildbees.com.au

The Goolie Archibald



Our July celebration theme was Goolie Archibald and we saw lots of creative expression not just in art but food as well. There were over 30 artworks displayed by some of our younger members to some of our older and

everything in between.



Craig and Larry proved to be a popular models and there was an array of mediums used including a beautiful patchwork entry by Belinda!

Thank you to everyone who took time to contribute and celebrate our diverse range of expression. This was a joy to coordinate and host



I would LOVE to see it become an annual event.....

Big shout out to Lee, Jac, Wayne and Kev for their support and to the Men's Shed for creating the railing system.

Tanja



A GUIDE TO IDENTIFYING THE CRITICALLY ENDANGERED REGENT HONEYEATER

REPORT ALL SIGHTINGS

birdlife.org.au/what-to-do-if-you-see-a-regent-honeyeater

OR email: woodlandbirds@birdlife.org.au



For more information on the Regent Honeyeater or if you would like to help support our programs visit:

www.birdlife.org.au



INTRODUCTION

The Regent Honeyeater is a medium-sized bird living in woodland and forest in south-east mainland Australia. They are known as a 'rich patch nomad', moving around the landscape to follow flowering (more accurately the nectar flows) of their favoured tree species. This nectar-sipper is a flagship threatened woodland bird whose conservation will benefit a large suite of other threatened and declining woodland fauna, and their habitats.

Scientific title

ANTHOCHAERA PHRYGIA

Size

20-24 CM

Lifespan

10 YEARS

Population

300-500

Status

CRITICALLY ENDANGERED

Threats

**HABITAT LOSS
& COMPETITION**

HABITAT



Regent Honeyeaters tend to favour certain types of trees, particularly those which are large and old in good soil.

The species favoured include:

- White Box (*Eucalyptus albens*)
- Yellow Box (*E. melliodora*)
- Mugga Ironbark (*E. sideroxylon*)
- Spotted Gum (*Corymbia maculata*)
- Swamp Mahogany (*E. robusta*)
- River Sheoak (*Casuarina cunninghamiana*)

Along with these trees they also seek out flowering mistletoe, in particular Box Mistletoe (*Amyema miquellii*) in box and ironbark woodlands and Long-flowered Mistletoe (*Dendrophthoe vitellina*) in dry forests, and Needle-leaf Mistletoe (*Amyema cambagei*, pictured) in River Sheoak. Regents will also take advantage of planted gum trees and native shrubs in parks and gardens at times.

HOW TO FIND A REGENT



1. Look for flowering gum trees (especially ironbark, box and spotted gum).
2. Check flowering mistletoe in gum trees or river sheoaks.
3. Look for congregations of similar species, such as nectar loving parrots, friarbirds and small honeyeaters.



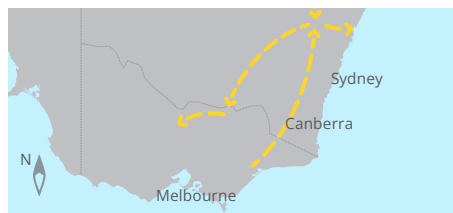
4. Learn the calls – Regent Honeyeaters are quieter than other honeyeaters.

COLOUR BANDING

Colour bands currently in use



Hundreds of Regent Honeyeaters have been banded in the wild or released wearing colour bands. Every banded bird has two bands on each leg – on one there will be a colour band above a metal band, while on the other leg there will be two colour bands. This allows individuals to be traced back to the point of capture (wild birds) or release (captive bred birds). Our longest recorded movement by a Regent Honeyeater is 580km point-to-point.



Identifying band colours can be a challenge, and is where good binoculars and taking a photo can help. The challenge lies in remembering the birds lefts and rights, dealing with bad light and birds moving behind foliage or branches. It's not often you get a good view of both legs at the same time. This makes accurate recording of all four bands difficult. Fear not! Any information is worthwhile.

The accepted method for recording a band combination involves 'reading' the bands from top to bottom, i.e. closest to the body recorded first, closest to the foot recorded second.

Example photographs of banded Regents



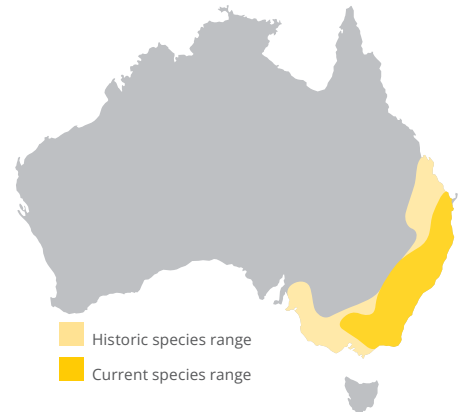
Left leg - Blue over Red
Right leg - Pink over Metal



Left leg - Orange over Blue
Right leg - Red over Metal

POPULATION DECLINE

In the mid-1800s Regent Honeyeaters were enthusiastically described as occurring in 'thousands' in some locations, and as recently as the early 1900s were at times the most common species in an area. Unfortunately, this is no longer the case with fewer than 500 estimated to still survive in the wild. Now considered extinct in western Victoria and South Australia, the range has contracted and is patchy. The key regions for the species today are west of Armidale and the Capertee and Hunter Valleys in NSW, and north-east Victoria.



WHAT TO RECORD



TAKE A PHOTO, VIDEO OR SOUND RECORDING

This is probably the most valuable piece of information! Even poor quality photos, video or audio can help to confirm a sighting, age and sex the bird, identify habitat and bands!

SPOT A REGENT? TAKE DOWN THESE NOTES

- Date & time
- Location
- Behaviour
- Number of birds
- Leg band colours
- Other species present

REPORT ALL SIGHTINGS:

woodlandbirds@birdlife.org.au OR
birdlife.org.au/what-to-do-if-you-see-a-regent-honeyeater

CONTACT US

Woodland Birds, BirdLife Australia

www.birdlife.org.au

woodlandbirds@birdlife.org.au

(C) All rights reserved BirdLife Australia Ltd, 2024
Photographs by Dean Ingwersen, Andrew Silcocks, Jan Wegener, Mick Roderick, Chris Tzaros, Rebecca Citroni, Peter Goonan and BIA/Rob Drummond.

REGENT HONEYEATER IDENTIFICATION GUIDE

Broad patch of bare warty skin around the eye, which is smaller in young birds and females. Best seen at close range or with binoculars.

Regent Honeyeaters are 20-24 cm long, with females smaller and having duller plumage than the males.

Males call prominently, whereas females only occasionally make soft calls.

Plumage around the head and neck is solid black giving a slightly hooded appearance.

Distinctive scalloped (not streaked) breast.

Broad stripes of yellow in the wing when folded, and very prominent in flight.

From below, the tail is a bright yellow. From behind it's black bordered by bright yellow feathers.

COMMONLY CONFUSED SPECIES

RED WATTLEBIRD
Anthochaera carunculata

Habitat: Forests, woodlands and gardens, where it aggressively protects food-bearing plants from other honeyeater species.

Notes: It is identified by fleshy reddish wattle on the side of the neck, and prominent white streaks and yellow on the belly. The bird is much larger than the Regent Honeyeater, and will be aggressive to it and other birds in its territory.

NEW HOLLAND HONEYEATER
Phylidonyris novaehollandiae

Habitat: Woodland with heathy understorey, gardens and parklands.

Notes: Often misidentified as a Regent Honeyeater; commonly seen in urban parks and gardens. Distinctive white breast with black streaks, several patches of white around the face, and a white eye ring. Tend to be in small, noisy and aggressive flocks.

WHITE-CHEEKED HONEYEATER
Phylidonyris niger

Habitat: Moist heathlands, wetlands and in forests or woodlands with heath understorey.

Notes: It has a conspicuous white cheek patch on a mainly black head, bright yellow tail and wing panels. It is a gregarious active and noisy bird, with swift, erratic flight. Seen in small groups.

PAINTED HONEYEATER
Grantiella picta

Habitat: Box-Ironbark woodland, particularly with fruiting mistletoe.

Notes: A seasonal migrant, only visiting NSW and Vic in spring and summer. Have a vivid pink bill, almost wholly white underparts, and solid black plumage on the head and back. A mistletoe specialist rarely seen foraging in eucalyptus flowers.

AUSTRALASIAN FIGBIRD
Sphecotheres viridis

Habitat: Lives in rainforests and wet forests, urban parks and gardens—particularly those with figs or other fruit-trees. Found north of Vic border.

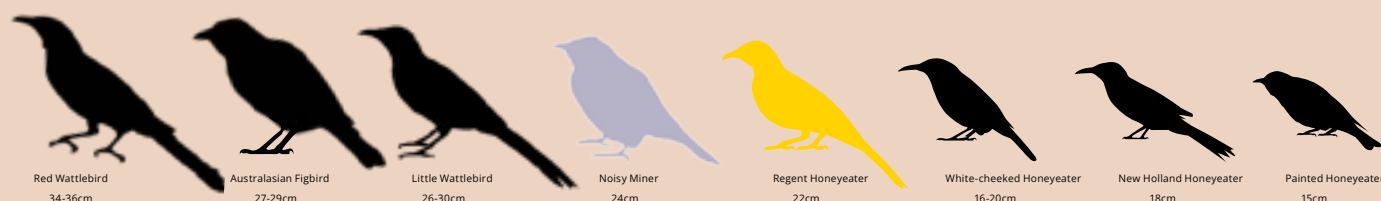
Notes: Bare red skin around the eye, black head, grey neck and throat. The body is olive-green and white under-tail area. Often seen in small colonies.

LITTLE WATTLEBIRD
Anthochaera chrysoptera

Habitat: Prefers drier and scrubby habitats, such as banksia heath, forest, woodland and urban park and gardens.

Notes: It is mostly dark grey-brown above. The eye is blue grey, and there are white streaks on its underparts and around the throat. May be seen as individuals or small to large groups.


SIZE COMPARISON



birdlife
AUSTRALIA

Last Resort Mosaics

It's very exciting to see the first of potentially three mosaic projects at the main entrance of *Last Resort* completed! There have been many hands contributing to this colourful addition - thank you especially to Ish who has provided tiles, tools, materials and design ideas!



Out on the tracks with Jac (Episode 6)



Friday is deadline and I'm desperately seeking inspiration. It's very boggy and the last trek out to the rainforest we waded knee-high in swampy waters. Delicious. I've become leech reluctant of late but today it's a fine winter arvo. Perfect. I jump on the bike, sun on my back and go where the tracks take me. All exposed bits are chilled to the bone as I cruise through puddles and dodge branches from last night's storm. Then halfway down Forest Way I come to a stop; a massive Tallwood blocking the road. It lay resting deep into the forest, with zero chance of riding around. Bummer. Can only imagine the thud when it hit the earth.

As I swung my leg off the bike, my shoe decided to grab the brake cable, and it was my turn to faceplant the ground. Ouch! Who's the big lump of wood now? I lay for a while to get my bearings. Wrist aches. Nothing broken. Bruised ego. I'm OK, I think. I took a few calming breaths as mud soaked my clothes. The world was in miniature and high definition. Then movement. An ant. A bigish one, heading toward my nose! Does it bite? More to the point will it sting. Not sure. What kind is it? Looks like a Bull ant (*Myrmecia* sp.). Plenty of those around here. Better not be a Jumping Jack ant (*Myrmecia pilosula*), they hurt for days. OK, too close and way too many questions. I leap up, step back from the 'monster' and recover my status as the 'giant', ego fully restored.



Bull Ant

The tree shattered where the rot set in. I tapped the main trunk; definitely needs a chainsaw. I ripped off some bark and composting away were ten white ant-like critters - termites. I often see ants but rarely these shy creatures who cover their tracks in mud or darkness.



Ant & Termite

Ants and termites share similar qualities; 6-legs, worship a queen, live in large colonies, use pheromones to communicate, swarm to reproduce, aerate soil and decompose organic matter. However, termites evolved over a 150 million years ago, well before ants and more closely related to cockroaches.

With laser focus on every hole and mound, Antman is born. I'm off and on the bike ever few metres, checking out every blade of grass. Not everyone's ideal of an action man.

Anyway, I'm guessing most of the holes are spider homes. I stay focused. Then a voice says, "Let them come to you". OK?! I stop and within seconds, my first contender crosses the path. Its metallic green and moving so quickly I struggle to get a pic. Quick google.

Looks like a Green-headed Ant (*Rhytidoponera metallica*) out foraging for sugar and protein. Then I see the payload; a large mound of neatly cut sticks, leaves and dirt. I wait again. Nothing. "Be an echidna" the voice says again. I grab a stick and knock the top off the pyramid. Straight away a large reddish-brown ant frantically emerges from the depths - clearly cursing the decapitation. With no obvious pincers to bite it retreats. I



Green Head Ant

don't push my luck. Google suggests it's a Meat Ant (*Iridomyrmex purpureus*); a dominant species that covers mainland Australia, establishes territorial boundaries



Meat Ant

and solves disputes through ritualised fighting with nearby colonies. "Wonder if we could do that on Goolawah?" the voice teases. Enough! Looking up and down the trail I realise I'm in the valley of the queens; mounds everywhere. So, I name it 'Meat Ant Alley' and consider selling tickets to the next gladiatorial show.

Back home I lick the wounds of the day and look to pad out the story. Truth be told I really don't like ants at mine. They're

usually invading the house, farming aphids on my citrus or making 'unsightly' mounds in the lawn. Talk about white fella dreaming. Here I was thinking they were the disastrous Argentine ant *Linepithema humil*. Considered the world's most destructive pest, travelling around the world forming a genetic 'super-colony', and ravaging ecosystems on the way. They're said to collectively weigh more than all the humans on earth and waiting patiently to assume world dominance when our time is up no doubt.

However, Goolawah has the somewhat boring Black House ant (*Ochetellus glaber*). But let's be grateful there's no sign of the Fire ant (*Solenopsis* sp.). This truly dangerous pest would threaten all of our ways of life and really test any chemical reticence we may have. Check out this link if you dare to know more - <https://www.qld.gov.au/environment/plantsanimals/animals/pests-diseases/fire-ants> Fingers crossed.

Happy wandering everyone.



Ant nest with Echidna punctures

Jac

Did you know?

Banded Sugar Ants (*Camponotus consobrinus*) are commonly called Piss ants because of their preference for kangaroo urine over sugary treats. Yum! Good chance a budding myrmecologist will find them out on the tracks!

July Working Bee

It's very exciting seeing a toilet being installed at the *Last Resort*! Thank you to James and Mens Shed for their efforts and to Lee for the donation of her old loo!

Lots of cleaning and tidying occurred at both the *Camp Kitchen* and *Last Resort* - thank you to those who showed up and special thanks to the caterers who put on a delicious morning tea!

Just want to do a particular shout out to Alicia who has organised many of the items that are making the *Last Resort* more comfy and resourceful. Thank you for your time and energy!

Big thanks to Clint for assisting with the transport of the loo to LR...



Indigenous Knowledge: Australian Perspectives

Interview with Nick Reid

Tanja: Nick, I've heard that you've been involved in a recent book on Indigenous Knowledge – can you tell me a bit about it?

Nick: Melbourne Uni Press have just published a book called *Indigenous Knowledge: Australian Perspectives*, and I have contributed a chapter to it titled *Deep Water Knowledge: Indigenous Recollections of Rising Ocean Levels*. Working with a few other co-authors, we've collected stories from all parts of the Australian coast about sea level change. Interestingly, all these stories are about sea level rise – none about the sea falling.

Is there any way we could know if these stories are about real events?

Marine geographers now have a clear understanding of how sea levels have changed over the last 20,000 years. After the Last Glacial Maximum, polar ice melted and raised the global sea level by 120 metres. Before that melt, the coast here was 60 kms east of Crescent Head, and was characterised by rugged cliffs at what we'd now call the edge of the continental shelf. Sea levels rose slowly but steadily over about 13,000 yrs, bringing the coast in to where it is now. Overall, Australia lost about 25% of its land mass during that period. Aboriginal people had previously been living on all that now-drowned land, and the social impacts on them were huge. Over a 13,000 year window, they were constantly having to adjust, make stay-or-go decisions about remaining on headlands that were becoming islands, and jostle with inland neighbours over territorial adjustments. The fact that we still find all these stories today, 7,000 years after the sea stopped rising, hints at the huge social and cultural impact that these events had.

Do we know how old these stories might be?

Yes, because marine geographers know where the sea level was at particular times, this gives us an independent time-depth measurement against which the events told in these stories can be calibrated. So, for example,



Aboriginal people abandoned Rottnest Island and have stories about how they used to be able to walk there. We now know that the land bridge between Perth and Rottnest was last walkable when the sea level was 9 metres lower - about 8,400 years ago. In a similar way, we've now been able to date the events of 31 stories from all parts of the Australian coast.

Do we know anything about how Aboriginal peoples feel about all that lost country.

Knowledge of drowned lands remains vital to the identity of many Aboriginal people. The Yidinydji (near Cairns) have names for islands that no longer reach the surface, and that knowledge forms an important part of their ritual lore. The Kunibidji (near Manangrida) claim the underwater area they call Manakukun, not as a 'sea claim', but rather as 'the land they used to live on'. The Yanyuwa (near Borroloola) who retreated south to escape the inundation of the Gulf of Carpentaria, still to this day call themselves Li Anthawirriyarra 'The people who came from the sea'.

What is the most surprising thing about your research?

Definitely the huge time depths. The stories of non-literate peoples used to be dismissed as 'myths and legends' and it was widely believed that no stories over about 1000 yrs old could tell us about real events. This research has shown that Aboriginal people have managed to convey stories over time-depths of 7,000-13,000 years before the present. That's a narrative feat not yet demonstrated in any other part of the world. And it means that these stories are eye-witness accounts of events that scientists have only later theorised about and then proven.

Can interested members read your chapter?


Sure, the whole book is available here, but anyone wanting a pdf of my chapter only has to ask and I'll happily send it to them!

June Market Day

We had another fun Market Day in June, and how lucky were we with the weather? It was sunny all day, which seems like a rarity this year! After getting your face painted, there was plenty to eat, with banana bread, pancakes, power balls and a Big BBQ Brekkie on offer, along with home-made lemonade, coffee and sticky chai. Things for sale included plants, artwork, and knick-knacks. I went home with a fold-up table and chairs picnic set, plus some coin purses made of fruit juice cartons, so you never know what goodies you'll find!

Thank you so much to the stall-holders for their efforts, and to everyone who came along and joined in. Super keen for the next one in late November - see you then!

Narelle :-)





ALBY'S PLANT NOTES

Yam Daisy/Murnong (*Microseris lanceolata*)

This rare bushfood plant is related to the dandelion, the flowers and seed heads are very similar. The Murnong, or Yam Daisy, was one of the most important food plants for Aboriginal people in SE Australia. Colonists in Victoria report observing a thriving society growing and cultivating vast areas of this plant which produces a nutritious tuber/ yam. It was one of their staple foods. To grow, it prefers the same conditions as many other native food plants, a sunny, well drained site. They will self seed and naturalise in sites that suit them. The radish or carrot shaped tuber will be dormant during summer and will sprout new leaves in autumn. Watering will result in larger tubers. The best way to start is to obtain seeds, that look a lot like dandelion. Sow the fresh seed over the soil surface in autumn. Cover lightly with some soil as some light is required for germination. The tubers can be dug up in spring and summer. Always leave some plants in the ground to continue seeding. The tubers can be roasted



slowly to release a flavour similar to sweet potato, parsnips or coconut. The yams will soften and caramelise. It's a valuable food source and has many health benefits. Seeds could be tricky to find but worth a try at *Goolawah*.

Regards Alby

Echidna breeding

Meet Saoirse the echidna (pronounced Ser-sha)!

Saoirse was taken to Bonorong Wildlife Sanctuary (Tas) after a superficial beak wound. After a thorough check-up and some TLC from the dedicated team of veterinarians, they discovered that she had an egg in her pouch - a wonderful surprise!

After a clean bill of health, the vet team decided that it was best that Saoirse be released back to the wild so that she can begin to prepare for her puggle.

Echidna breeding season is from early-June to mid-September. 2-3 weeks after mating, the female lays a single, grape-sized, soft-shelled egg and keeps it in her pouch. The egg hatches around 10 days later and a little jelly-bean sized puggle emerges. The puggle then stays in the pouch for 2-3 months before the mother moves them to the nursery burrow (dug up a few days before the egg is laid).

Mum will then go forage and return to nurse her burrow young every 3-6 days. They will grow up in the burrow until 4-6 months of age before venturing out to the outside world.

Did you know?

Echidnas have an incredible internal GPS that allows them to navigate to and from their burrows using scent trails.

It's important that you never relocate an echidna,



Saoirse the echidna

especially during breeding season as it could be a female with a puggle hidden away, making it very difficult for them to return to their young.

#bonorongwildlifesanctuary #echidnasofinstagram

Thank you Lee for forwarding this really interesting read!

Finding Goolawah

We first heard about Goolawah in June 2000 through a small flyer put up outside the real estate in Crescent Head and as we had lived at Bundagen for a while we recognised the contact names, Pete Farley and Greg Ryan.



Our first trip to look at the land was exciting, not knowing what to expect but hoping to finally find the right piece of land set up a home, a place to raise children and live off grid and as sustainably as possible.



Our initial thoughts were that the land was way too low as we drove along the rough Maria River Road, however as we made our way up Illa Langi we were happy to see the height of lot 114 and the opportunities for building on the cleared areas of land.

The old kitchen was our first stop and four year old Zen was keen to get out and explore. Pete was with us giving us some running commentary and showed us the Bowl, Outback and across the 'Judges' block to Redhill.

After a chat with Pete he asked if we would be happy to stay on the land so that there was someone out here to show people around. He explained that there was a time limit to sell a certain number of shares so it would be helpful to have people here to 'sell' the shares.

We set up our camp in the Outback as it was quite protected while not too far from the road in. A tarp over our camp trailer became our home for the next



few months. It was rough and sometimes very wet or very hot and dry. We experienced our first Goolawah flood and also our first bush fire which was particularly scary, but overall we developed a love and respect for this peaceful, beautiful land.



Sunrises in the Bowl, swimming in the small dam we found through the wetlands at the bottom of the Bowl and meeting new people filled our days. We built a vegetable garden and got three chickens to fulfil our desire to produce our own food while we waited until all the shares sold so we could eventually get our own site.

This proved to take a lot longer than we first imagined!

We fell in love with the southern area of Redhill from the start. It was pretty much a blank canvas, whiskey grass and a few sparsely placed trees on the vast cleared areas. A place we hope we could help to diversify by using permaculture principles to create an abundance of food, a home and a community for our children to grow up in.

Leah





Kevin's Goolawah sketchbook

The Last Resort Started in 2015 from a design by Anne Wilson. It has had a long gestation. Built by many Goolawarians, under a variety of leaders.

Directors and Office Holders for 2025-26

Congratulations to all the **new/returning board members:**

- Anna Du Chesne
- Elizabeth Locke
- Marc Doonan
- Kev Harper
- Sam Odermatt
- Dan Rose
- Wayne Skinner

We wish you well in your new/returning role and value the time and effort you are giving to the Community.

Membership Committee: Marty, Julica, Adam, Mark G and Ish.

Social Committee: Larry, Craig, Tanja, Russell

Geco: Lee, Jac, Christina, Tanja

Maintenance/Machinery: Mark D, Kev, Sam, Steve H

Fire, Storm and Flood Wardens: Craig, Marty, Steve H

Newsletter: Griff, Tanja, Narelle

Website: Peter OH

Working Bees: James

Camp Kitchen: Lee

Last Resort: Alicia

Thank you to those directors who have stepped down: Julica, Lee, Jac, Denise. We appreciate your contribution and thank you for your input into being a director and managing the day to day runnings of the Community.

We would also like to acknowledge our Secretary Nick Reid and treasurer John Tennock for all the hard work they do and also those involved chairing and running Community meetings and those who make up the various committees that make the Community the busy hub that it is!

It is exciting to also welcome new Community Members: Tor-Jermaine, Claire and Zola-Willow!

And to welcome returning member Mohini and family.

We have several people who are currently in the membership process and several sites are currently up for sale on Goolawah.

Tanja

Valuing The Right To Water by Russell Childs

Human rights require that states will ensure everyone has access to water without discrimination
Water, the essence of life. Safe drinking water and sanitation are keys to sustain life and health

Human rights to an adequate standard of living, that includes safe drinking water and sanitation
Guiding U.N. principles = access to safe affordable drinking water for all - regardless of wealth

One of its agenda's is to promote respect for human rights; in a charter of the United Nations
States retain the primary responsibility for ensuring private actors respect human rights; no less

Access to safe drinking water and sanitation are human rights law; referring to state obligations
To identify, promote and exchange views on best practice related to safe drinking water access

The water supply of everyone, covering personal and domestic use, must be sufficient and clean
States should at a minimum, ensure equal access to all, sufficient and safe water to stop disease

Comprising of water for drinking, washing clothes, food preparation, personal and home hygiene
The right to water is access to sanitised water, in order to sustain life and health; respect please

No person or group to be denied access to safe drinking water because they can't afford to pay
States have obligations to protect and promote human rights; because states have ratified them

The right to health equals access to safe affordable drinking water for everybody; without delay
States must refrain from polluting waterways and illegally disconnecting water sanitation system

Respect, protect and fulfil, are the three most important types of state, human rights obligations
Obligations require states ensure everyone access to a sufficient supply of safe drinking water

Water should be equitably and sustainably allocated - as aptly specified by the United Nations
Safe drinking water and sanitation as a right to health; as considered by a Special Rapporteur

Interview with Julica Jungehuelasing

by Tanja Awen Tree-Fern

How many terms have you sat on the Goolawah Board for?

I have been on the Board for the past 4 years and started in 2021.

Why did you join the Board?

One reason was that at that stage we had 7 male directors and I found that a bit strange for a board in the 21st century, so I tried to encourage other women to join with me because I didn't want to be the only one. 2020 Trinh had been the only female director. I thought it would be useful to have a female voice in there. I was curious as well to find out how the Board worked. Before, I had watched from the sidelines but doing it yourself is different.

What did you enjoy about the experience of being on the Board?

I learnt a lot about how a Cooperative works and what the requirements are to keep it afloat, finances and insurances and all those unsexy but important things.

I just like learning... yes, sometimes I had the impression I achieved something, so that was enjoyable.

When you make a big move forward with something that has been sitting there for a long time and couldn't be tackled in the past...

I got to know the Board members a bit better because you are seeing them more often and you have to negotiate agreements and opinions and pathways on how you want to go forward... That was interesting.

In your opinion, what would you say the function of a Board is?

If you look up "Directors and Office Holders, Duties, Roles and Responsibilities" (on our website under policies) it pretty much defines the job of the board. Amongst other things directors are responsible for the finances, and they make sure that the Co-op operates in accordance with its rules, implement policies, make sure, for example, that meetings are held and protocols followed. I also think part of the role is helping others understand how this works. You can add extra things in if you have time and energy, eg. Working Bees...

What did you find challenging about being on the Board?

Some members think you are some kind of "police" when you are on the Board - that you are someone to go to when a member has "misbehaved" ... that's not the job of the directors.

I had to learn a bit the hard way. In the beginning I tried to help in conflicts between people but I realised that members should go directly to the member they have a problem with - not me. I'm not the police and neither are any of the other directors.

We (the directors) are not designated conflict solvers but if we see a chance we will try and support finding a solution. Especially if we can see a path where issues can be dealt with in a timely way rather than allowing things to get bigger...

In facing some of these challenges do you feel like you've grown as an individual?

Yes - you learn about yourself as well and how to be or not to be in situations. It's a growing process. It's a responsibility. Sometimes you make decisions about a lot of money and people trust that you are doing the right thing. At the end of the day the community decides - but people listen to the Board for direction. eg should we build that road or not build that road?

Were there any specific skills that you developed along the way that perhaps you didn't have beforehand?

In the beginning I was a bit cautious about finances, I've then developed more skills in breaking those tasks down into little parcels and then understanding it. It's not brain surgery. We've got a certain amount of money consisting of members fees and levies and then we have a certain amount of projects we spend it on. Some we have to - like insurances - and some we want to, like a new dam or playground. It helped me breaking it down into little pieces rather than seeing we have \$500,000 to deal with...

I'm not trained in legal matters. And English is my second language so I've learnt to understand English bureaucratic terms better and if you

take your time and think about the issues - it makes sense.

What would you say motivates you? Like what motivates you to participate in Goolawah activities the way you do?

I think Goolawah is just an outstanding, amazing, unusual place. And I think being part of making it go forward and keeping it together motivates me. What we have here is very unique!

I'm OK on the tractor but there are other people here that are much better on the tractor... I can use the computer and can research and write etc, so I thought being on the board would be something where I could contribute.

What sort of skills do you think are useful to be a good Director in your opinion?

- to be able to communicate in a precise way so others understand you
- It helps if you can do that without being too long-winded because people have limited time and patience
- It's good to be able to use a computer
- I think a big thing you need to bring is being able to listen to what other people have to say. It's not about my own opinion. It's what most members want to achieve for Goolawah. eg. I helped Aliya out with her sheep proposal. I am not a fan of running sheep and she knew that, but I helped her bring this proposal to the Community in the right form as an Ordinary Resolution and helped her with the timing etc. It was the first time she had taken on something like that and I saw it as my role to help her with the process.

Yes, it's a big skill to have living in a community - to be able to agree to disagree and not get stuck with something or let it get personal....

Was there a particular project that you felt passionate about and enjoyed working on during your time on the Board?

Sometimes it's just nice when a big project like the financing of the roads comes to a conclusion and everybody agrees and is on the same page. That usually happens after a lot of negotiating and a lot of listening. The review of the by-laws went over an 18 month period, I think. It was a relief when that was finally over. It went to and fro to the Community and when we finally got that right and ticked off we could move onto something else. It wasn't much fun but it was important to review them and make sure they were updated with where the Community is at now.

Over the 4 years was there an issue that continually came up for the Community to discuss?

Every 5 or 6 years the Dog issue comes up - whether it's dogs on the weekend or full time. But every time, so far, a majority of people strongly disagreed on changing the by-law.

For me it was one of the reasons that attracted me when we came to Goolawah - that there are no cats or dogs but so much unique wildlife!

If you had to give advice to someone who was thinking of nominating for the Board as a Director, what would it be?

- Ask questions
- Read the delegation manual (it's only 2 pages)
- Ask people you trust for advice
- Listen
- It's not that difficult if you are clear about what you have to do

Now you have more time, are there other areas you feel pulled towards? What's the next chapter for you?

I definitely want to keep supporting the Working Bee idea. I think it's really important for new members to meet continued overleaf..



Getting to know you:

Marley Rosenstein

How old are you?

15 years old

How long have you lived at Goolawah?

The past 3 1/2 years

Who are your parents?

Marc and Christina

What are three main interests you have?

• Golf • Surfing • Spear fishing and fishing

What do you like best about Goolawah?

The land, having space on the block... lots of good neighbours

What do you find challenging about living on Goolawah?

How far away from Cresso and town we are. The dirt roads

What is something you are most proud about?

Learning to surf. Connecting with good mates

What is something you would like to get better at?

I would like to improve my surfing and golf playing skills

What music do you enjoy listening to?

I listen to lots of different types of music

Who are your favourite music artists?



What is your favourite native animal?

Mullaway fish - I like them cos when I see them in the ocean they are tucked away under rocks and in cracks. They can be tricky to spot.

Where is a place you would like to travel to and why?

W.A. - for the great surf and fishing

What are some dreams and hopes for the future of Goolawah?

• I would like to have a place where we can have a horse for riding.

• To develop a Community Garden

What makes you laugh?

Selkie (my sister) and my siblings

Who is someone you really admire?

Mum's friend - Jonesy. He is very good at playing golf and he has really helped me a lot with playing golf

What decision should you have made yesterday?

I should have gone for more waves when I was surfing at The Point.

Life is a story and you are the author...what is your happy ending?

I'd like to achieve playing a high level of golf against professionals

To catch a metre + Dewie fish

Being able to surf well, getting sick waves and barrels

What would be a job you would like to see your child do?

I would like them to follow his/her passion eg. surf at a professional level.



• Fisher • Hill Top Hoods
• 50c • Skeggs
• Neil Young

What is a Community Social event you would like to see happen?

A group surf trip down to a local beach where we surf, hang out and have a BBQ etc

Tanja

Interview with Julica contd... Community members and for Goolies to hang out with each other and do something that makes you feel good and achieve quite a bit.

So I want to try and keep people interested in that.

It's a nice thing to do with others - to spend a few hours weeding in the bush, building something, planting etc, it's low key and you can talk to others who share this beautiful piece of land.

More travelling?

Not straight away, but our first home, the old caravan, might be getting a second life as a studio or bedroom! I'm looking forward to fixing the Supreme Deluxe....

Is there anything else you would like to add?

When I tried to get other females to try and join me on the board I can remember someone saying to me "If I join the Board I will lose all

my friends". I still remember that.

It made me think why do people think you become the enemy just because you are on the Board?

So I said "Well they can't be very good friends then."

If people think you change your personality just because you are on the Board that might be something we need to work on. We are not "bosses" - we are just volunteer members who do a bit more work in certain areas. It's not the Board against the Community. We are all doing our bit to keep this ship afloat.

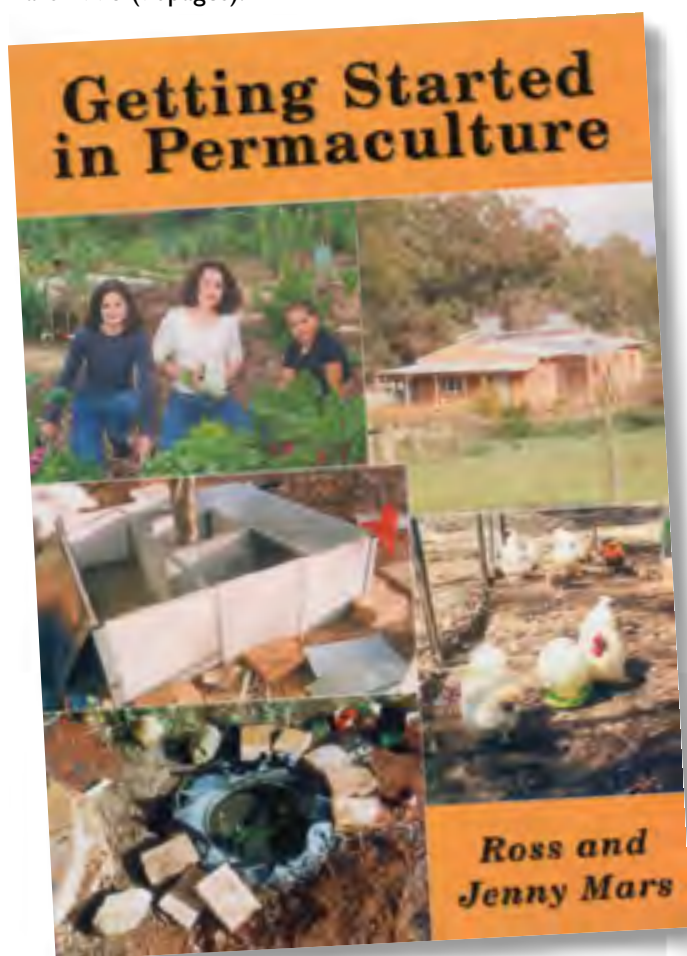
Julica, I would like to take this opportunity to thank you for your time and efforts on the Board and wish you well as you "sail" into the next chapter of the adventure of Life!

Tanja

What does Permaculture mean to me (Part 2)

In this Part 2, I want to focus on one permaculture principle which resonated with me whilst taking a deep dive into all the Permaculture literature. Principle 10 “The Edge Effect” or as I prefer, “increasing surface area”. A recurring theme in nature is the use of crenulations or “curvy lines” to increase the surface area of biological systems. From mitochondria to the villi in our gut or meanders in rivers to the branching of trees and leaves - these curvy lines are everywhere!

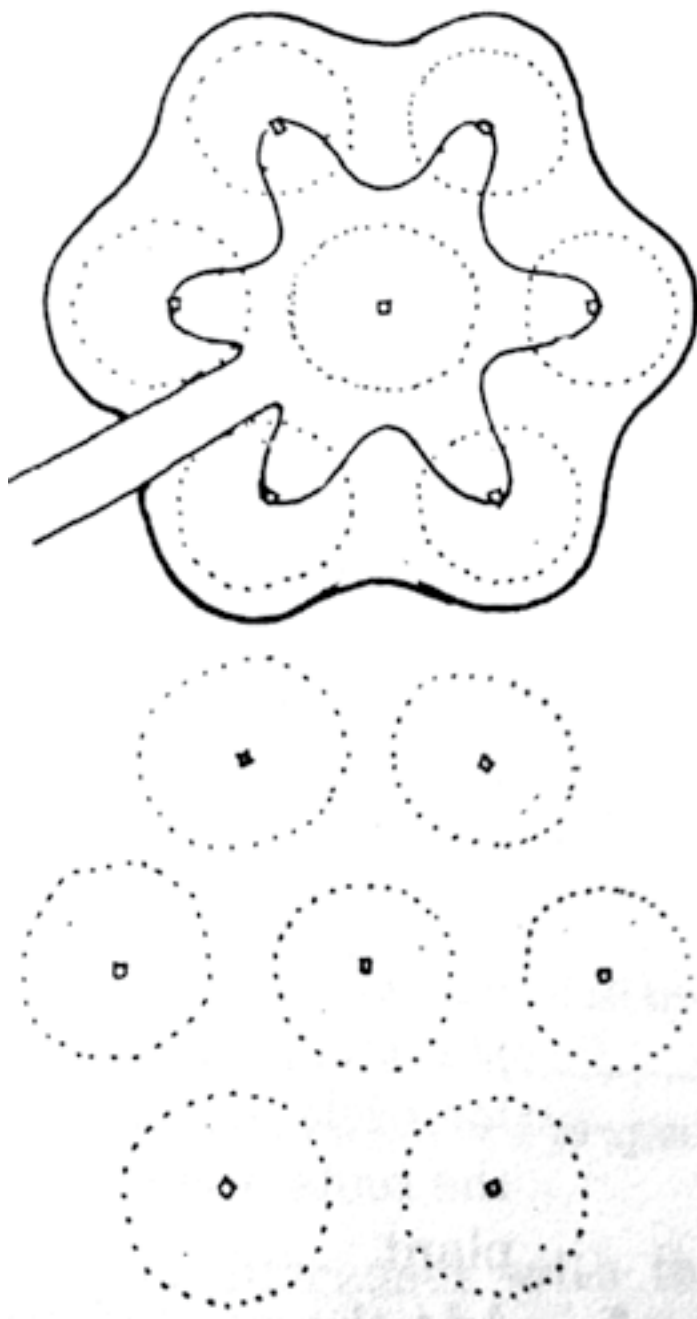
Naturally the Permaculture Design concept of spiral herb beds and keyhole gardens etc, inspired me when reading and dreaming of developing a “blank site” on Goolawah. Once we had our approximate 1.2-acre rectangle that is now Site 24, it was a little intimidating – wondering where to start and how to begin planting etc. Fortunately, I came across the book “Getting Started in Permaculture” by Ross and Jenny Mars 1998 (90pages).



As the name suggests, a very practical guide with many helpful projects and gardening ideas which turn the Principles of Permaculture into real life examples.

On page 27 they outline a simple method for creating Mandala (circle) gardens using three stakes and a piece of string. By marking out successive triangles to create one small mandala, it can be repeated (with a longer piece of string) to make a larger mandala with 7 mandalas in total and 49 stakes or holes where a tree/plant can be planted.

Well, I was hooked - and off we went, staking out and planting at least 8 or 9 large (6m across) mandalas on our



site (see photos from Part 1). The best thing was that now we had a plan, we could use many of the other Permaculture Design Principles/Techniques such as stacking, solar passive, nitrogen fixing and companion planting etc to determine what best and where to plant. This one decision was liberating and in hindsight....life changing!! I kid you, not.

Over time, the mandalas have led to the natural evolution of paths, guilds and the ability to concentrate resources and make efficient use of time and labour. Most importantly it has “covered up” our mistakes by making it easy to “fill in the gaps”. The advantages that have resulted in the decision to mimic nature by increasing the surface area or the edge effect are too numerous to mention here and may require Part 3? If anyone is interested please drop by for a look or I can run through a – “how to make a mandala” as I kept the original strings that I used, for posterity!

by Craig

Last Resort

It has been three times now we've taken shelter in the *Last Resort* this winter, as wild weather struck on our way across Red Hill, on our way to a play date or cup of tea with friends. Retreating from the wind and heavy rain, we closed the door and appreciated the warm stillness and peaceful silence inside our community building.



Over the past few months the *Last Resort* has transformed into Goolawah's cosy spare lounge room. With two leather couches, curtains and floor rugs, a bookshelf with games and toys and a shelf with tea supplies and crockery. It's a comfy place for anyone and everyone to hang out.

During the last couple of working bees an outdoor sink has been installed for hand and dishwashing, gutter repairs have begun (to be continued when the weather dries up), deep cleaning completed and the beautiful mosaic, lead by Ishbel and Tanja, has been unveiled.

A toilet was brought over, (many thanks to Lee for donating the loo). Mark D, James and Men's Shed have been working on the toilet as weather permits. Once it's ready to go, we can collaborate on how everyone would like the toilet exterior painted and decorated.


Following the G25 poster exhibition, we hope to hang some of the posters inside, on the walls of the *Last Resort*, representing our collective artistic talent and celebrating 25 years of community.



Future work includes finishing off guttering repairs, touching up paint on the ceiling, looking into turret repairs (as some rain came in during the recent wild storms), and hopefully continuing beautification including additional mosaic entrance pieces and mosaic steps to the loo, as well as landscaping/planting. The next major project will be the installation of a solar system, as elements become available from the camp kitchen or donations.

Please contact Alicia with any ideas for the *Last Resort* developments. In the meantime, make use of the space for gatherings, barbecues and sharing a cup of tea.

by Alicia Fox



© Harvey Cresswell

Interview with Griff

Imagine you're at the shops in an aisle where the food products are in their packets and jars - there's logos, ingredient lists, and pictures of food everywhere. Have you ever wondered who put that together? In his previous pre-Goolawah life, Griff used to work in the graphic arts industry. I spoke to him recently to find out more...

What got you interested in the graphic design industry?

My brother-in-law introduced me to the industry. He is what I call a real designer, a real artist. He can actually draw and paint and do all that kind of stuff. He asked me if I wanted to work with him on doing artwork for his clients. It was all a bit interesting.

You mentioned earlier to me that your actual job title was called a 'Finished Artist'. Can you explain what that means?

Initially, the designer (in this case my brother-in-law) would liaise with the client about what they wanted, then he would create a design. The finished artist (in this case, me) would be given the design and it was my job to turn the design into something printable for the printer. This was in the 80's before computers, so I was working with a real-life drawing board, organising typesetting, and working with machines such as a 'bromide camera', to shoot logos and text to the required size onto what was called bromide paper, and a 'waxer', that puts wax on the back of the bromide paper so I could then stick the pages on the drawing board. I'd have to lay out each page on the board, with margins and columns etc, just like how 'cut and paste' is done on a computer nowadays, but back then it was really hands on kind of stuff.

What would you say your strengths were in the role?

Precision, attention to detail, getting things to the right size, being neat with what I did. Doing corrections from the client in a timely manner, without too much back and forth to the drawing board, so to speak.

Were there any aspects to it that you found particularly challenging?

Not really, it was all pretty logical. You develop an eye for it. You want things in the right order, so that your eye goes to the right place at the right time.

Whereabouts were you working? In the city?

My brother-in-law and I started working out of a house in Artarmon on the north side of Sydney. After about three years I decided I'd like to have a go at working in an art studio somewhere, to learn a bit more, so that's what I did.

So tell us about the art studio. Did you enjoy it? Was there anything new that you got exposed to, any new skills that you picked up?

Yes I enjoyed working in a studio. I started with a smaller agency for about a year, where I got to learn the job on a computer. From there, I went to a bigger design studio called Stone, Davies, Alley Design and they had some quite big packaging clients such as Birds Eye, Valvoline, Sanitarium, and CSR Sugar. We were working on some interesting products. There was always a whole load of products lying around the studio - things to eat and drink and play with. They didn't have computers yet, so I convinced them to get one.

What software were you using?

Apple Mac was the first of the computers where you could do any kind of artwork on. The programmes I used were initially Quark Express, Adobe Illustrator and Photoshop. The top Mac at the time was an FX, which is not that whizz-bang by today's standards, but at the time it was good.

Have you got a particular highlight from your career - is there a particular project that stands out?

Probably the biggest project I ever worked on was with Valvoline. They do petrol, air and oil filters for every car in Australia.

That's a lot of boxes! I remember working all over the Christmas holidays that year, because it was such a massive job.



What is it about the Goolawah newsletter that you enjoy doing?

It's here and now and it's something that I can do for the Co-op. It's a skill I have that I am able to use here.

That's wonderful. We're very grateful to have your skills, let me tell you! So, when you are doing the layout for the newsletter, what are the things you are thinking about?

You want things to fit. The space between things needs to be right so your eyes are not disturbed. I think the spacing thing is important, the space around things, and how things relate to each other on the page.

This is interesting because I'm sure there's people who haven't even considered this sort of stuff. If you hadn't gone into the graphic design industry, what else might you have done?

Possibly something in the Computer Science industry, because that's what I studied at Uni after I finished school. Or possibly the rag-trade, because when I first came over from England in 1979, I worked as a production assistant for a women's clothing company in Surry Hills.

I'm also curious to know, because you've come from that kind of industry,



just relating to art in general, what sort of art are you attracted to?

Escher. I discovered Escher when I was a kid and I was just fascinated with his imagery. It's extraordinary. His drawings look sensible but when you actually delve into it, it's impossible. Illusionary stuff. There's always something else you can see. I was lucky enough to visit the Escher Gallery in The Hague about nine years ago. Every picture he's ever done was in there, over three floors, absolutely amazing... and he's a graphic artist!

What do you think about art in general? Do you think art is important for younger people?

Yes, I think it's really important. It's great for people to express something or the other. I've still got pictures that my kids did when they were at school. I still have a dragonfly made of wire, hanging up in our lounge, that my youngest daughter Rose made when she was about 8. My eldest daughter Amy recently sent me some artwork that my 4-year-old grandson did. We put them on the wall and made a little video for him, to show how much we love them, and to encourage him to do some more. It's wonderful!




And what a nice thing to share together. Griff, do you draw?

No, I never draw. That's the funny bit. I've been a graphic artist most of my life since I was 25 until 53, but have never drawn.

What's your opinion on AI?

I don't think it impinges on my life all that much at the moment, but it probably will. We have strange relationships with machines. We are surrounded by machines. If we look around this room there are heaps of machines and I've even got one here in my chest (pacemaker). I'm reminded of a meme "I want AI to do my laundry and dishes... so that I can do art and writing. Not for AI to do my art and writing... so that I can do my laundry and dishes". Who knows where it's going to go in the future?




Thank you very much for sharing your story with us, Griff!

Tanja

Band plays fundraiser for Fíries

In June the Goolawah Band played to raise money for all the emergency service people who do such an amazing job keeping us safe from floods and fires.

Everyone wore their finest safety gear to create a sea of bright yellow, orange and pink. Lexie coordinated a team of volunteers with the making of a couple of big soups, earlier in the day at the working bee. A great time was had by all!



G25 Poster Exhibition and Lunch

A 25-themed lunch was held in August to showcase the entries for the G25 Poster Exhibition, and here are the stories behind some of the posters.



When considering ideas for the poster I thought about what unites us as a community. We are a very diverse group of people and we don't always agree or get along but I think the one thing that does unite us is that we love where we live.

My favourite thing is to sit on my back verandah in the late afternoon after a day in the garden watching the late sun turn the gums gold and hearing the birds singing before settling for the night.

Lee



The inspiration for my G25 poster is the natural environment, particularly the plants and animals around us. I wanted to highlight the daily interaction we have with our local fauna. It is a unique experience and a very special part of Goolawah living.

I used printing as my method - leaf prints and animal footprints I carved in Lino. I then added some line drawings using felt tip pen to add interest.

Rose

My poster is called **Goolawah Songlines**. Aboriginal Songlines are pathways across the land embedded in song, story, and ceremony. They represent knowledge about the land and resources, safe travel routes, and cultural protocols. I wanted to incorporate the concept of Aboriginal Songlines with things that I associate with Goolawah. Start at the beginning, where you'll see the mailbox and the pizza oven at Camp Kitchen. Keep going and you'll see book club, coffee club, home-made wine, the golf course, scones at Men's Shed, scrabble night, cards night, music and campfires, solar power, the newsletter, Stitched Up Collective, phonetree, GGGFFF & plays, arts & crafts, nature, wildlife, and the Milky Way over the rocket! A living map connecting people, places, and history.

Narelle



There are 24 eyes around the edge representing the past 24 years of the Community. Under the Koala is the eye for this year and in its third eye area is an eye that visions the future. I chose the Koala as the central character for my poster as we have a unique population of koalas on our property and for me the koala represents slowing down and paying attention to finer details... I've also learnt that the Koala is a local totem of the Gumbaynggirr people.

The trees symbolise the beautiful forests that we live within and our united thread of appreciating the environment we live in. The mushrooms represent all the smaller networks we have in our friendship groups and connections.

I really wanted to use *What The Crap* loo paper around the edge's representing our strong ethos in recycling and repurposing second hand materials.

Tanja



London Bus: The bus (cartoon style of the iconic AEC Routemaster) represents all of our journeys that led to 'destination Goolawah'. I was raised in Mitcham, on the edge of London, Justine in Victoria which is central London, we both spent many hours on these buses. Other co-ops came from all over the world, as did we in our own way. I liked the fact that there is a Mitcham, Victoria, Australia - just one of those satisfying little coincidences. The bus No 25 is the co-op's 25th anniversary year, 2025.

We are also on Lot 25 and the rego plate is G's postcode. Unfortunately, Friday evening while shaking my purposefully bought giant red Posca pen to gain ink flow, the felt nib flew out and was (so far) not to be seen again - despite close to an hour searching of the fairly small space. Eventually, I realised that this was a sign from our great Co-op fore-parents that this actually better represented Goolawah: unfinished, a work in progress. Or, as some suggested, is that just a convenient story made up to suit the circumstances - I say take your pick!

Steve



Goolawah Alphabet

abcdefghijklmnopqrstuvwxyz

This fun reflection of Goolawah surrounds in an Alphabet format is a continuation of Peter's work from Nov 2021!

Q for

QUAIL - social little birds that like flirting with death on main road sides

QUEENS - a confidential surf beach on the Plomer Road

QUOLL - our spotted Eastern variety is an endangered species, so letting them eat an occasional chicken is a conservation action

QUORUM - like apostles, twelve members needed to hold a Co-op general meeting

R for

RABBITS - occasional domesticated residents at Goolawah, but mainly an iconic landcare pest RED HILL - home to our Easties, future Goolie baby boomers, and iconic Last Resort

ROOSTERS - their arousing calls sometimes heard on both sides of Goolawah, to everyone's delight!

ROADS - Nevertire, Illa Langi and Maria River, our lifeblood and essential links to civilisation

S for

SHOWTIME - when Larry and Three Island Natives band are rockin' n rollin'

SNAKES - Brown, Green Tree, Red-Bellied Black, Diamond Pythons - dangerous or benign, but all threads in our rich tapestry of animal life

SUNSET - strangely a beach which faces sunrise (that perverse Aussie thing?), and also frequently a glorious sky spectacle over the tree-tops at Goolawah.

SURF - aplenty and particularly at Crescent Head, where long boarders famously come to die.

POH

Wisdom from Dave's SANCTUARY

The only true wisdom is in knowing that you know nothing.

Socrates

Education is the most powerful weapon which you can use to change the world.

Nelson Mandela

Live as if you were to die tomorrow. Learn as if you were to live forever.

Mahatma Ghandi

Breathe with a tree...

That's it.

That's the simplest thing I know and maybe the most important.

Take a breath right now... In... Out...

And that breath, it's not just yours.

It's shared.

We breathe in what the trees give, and breathe out what they need.

It's been like that since your very first breath.

The first one was a covenant.

An agreement with the living world.

You breathe.

The tree breathes.

And together, you keep life moving.

It's the oldest exchange on Earth.

Older than money, older than stories, older than us.

You breathe in what the tree lets go, and you breathe out what the tree holds dear.

And the tree does the same... with grace, with no expectation, just reciprocity, just belonging.

Breathe with the tree.

Feel it... in your ribs, in your belly, in your blood.

Every breath is a relationship.

A remembering that we are not separate from nature.

We are nature.

And when you breathe with the tree, you remember that the world wants you here... alive... part of it all.

It's a simple thing.

But it's everything.

Breathe with a tree.

Make the covenant again.

Every morning, every time you feel far away, every time you need to come home.

We are nature.

We are the regeneration and this... this is our language.

By dirtgirlworld (contributed by Narelle)



Lighting up the sticks

© Griff

Newsletter Team

Blah Editor & Content Gatherer - Tanja Awen Tree-Fern

Blah Proofreader - Narelle Allison

Blah Layout & Design - Griff

Disclaimer

The content of the *Goolawah Goolablah* and its web site is provided for information purposes only. No claim is made as to the accuracy or authenticity of the content of the website.

The *Goolawah Goolablah* and the *Goolawah* website do not accept any liability to any person or organisation for the information or advice (or

the use of such information or advice) which is provided on this web site or newsletters or incorporated into it by reference. The information on the newsletters and the website is provided on the basis that all persons accessing the site undertake responsibility for assessing the relevance and accuracy of its content.

The information contained in the newsletters is not to be displayed except in PDF A4 format. No liability is accepted for any information or services which may appear in any other format. No responsibility is taken for any information or services which may appear on any linked websites.

Stay up to date, follow the member website - get an email when new items are posted!

Get the *Goolawah Good Oil* from the comfort of your own computer!

You can stay up-to-date instantly with the latest *Goolawah* news & notices by choosing to receive an email whenever a new item is posted on our website.

Simply go into the members section, and follow these instructions:

FOLLOW BLOG VIA EMAIL

Enter your email address to follow this blog and receive notifications of new posts by email.

Join 100+ other followers

Follow



Goolawah Co-operative Limited

PO Box 4080 Crescent Head NSW 2440

Secretary: Nick Reid email: goolawah.secretary@gmail.com

Treasurer: John Tennock email: gool.treas@gmail.com

Banking details: Goolawah Co-operative - Coastline Credit Union BSB 704-189 Account 11027840

Registered with the NSW Department of Fair Trading